

SANTA LUCIA

463,652 cbft / 5,140 sqm / 5,934 pallets



General

Built	March-1999	International	GT	NT
Flag	Liberia	Panama Canal	8,507.00	4,734.00
Port of Registry	Monrovia	Suez Canal		7,416.00
Callsign	A8IP5			7,464.45
IMO/Lloyds nr	9194921		Draft	DWAT
Length over all [m]	143.00	Tropical	9.42	
Beam [m]	21.80	Summer	9.27	9,566
Depth [m]	13.00	Winter	9.08	9,113
Bowthruster(s)	1			

Reefer

Holds	4
Hatches	4
Compartments	14
Minimum Deckheight [m]	2.20 (excl local areas)
Allowable weight of forklift including cargo	maximum 9 mt (Forklift to be equipped with minimum 4 non hard rubber airtyres)
Temperature zones	8
Cooling sections	1A 1B 2AB 2CD 3AB 3CD 4AB 4CD
Temperature range [dC]	-25
Air circulations [/hr]	90
Air renewals [/hr]	4
USDA equipped	Yes, valid until 26-September-2021
Controlled Atmosphere	CA pre-piped
Modified Atmosphere	No equipment on board



SANTA LUCIA

463,652 cbft / 5,140 sqm / 5,934 pallets

Classification Details

Classification Society	Bureau Veritas (BV)
Main Class symbols	I, +Hull, +MACH
Service Notations	Container ship, Refrigerated cargo ship
Navigation Notations	Unrestricted Navigation
Additional Class Notations	Ice class 1A, AUT-UMS, MON-SHAFT, +REF-CARGO-AIRCONT
Machinery	+MACH
Equivalent Finnish/Swedish	
Ice Strengthening	IA

Reefer Compartment Capacity Breakdown

	Hold 1		Hold 2		Hold 3		Hold 4		Total	
	Cbft	Sqm	Cbft	Sqm	Cbft	Sqm	Cbft	Sqm	Cbft	Sqm
A	24,531	247.30	40,286	425.00	41,140	443.80	40,549	444.60	146,506	1,560.70
B	16,355	185.80	35,053	406.30	38,217	446.20	38,192	453.90	127,817	1,492.20
C			30,173	341.70	37,808	449.30	34,945	396.30	102,926	1,187.30
D			23,559	231.30	34,847	380.00	27,997	288.80	86,403	900.10
Total	40,886	433.10	129,071	1,404.30	152,012	1,719.30	141,683	1,583.60	463,652	5,140.30

Hatch sizes

	Hold 1	Hold 2	Hold 3	Hold 4
	l x b	l x b	l x b	l x b
Deck	7.00 x 8.00	12.60 x 8.00	12.60 x 8.00	12.60 x 8.00
A				
B				
C				

Container Carrying Capacity		Max FEU's	Add. TEU's	Max TEU's	Add. FEU's
<u>On Weather Deck and Hatches</u>					
Empty Positions	Standard	128	0	236	0
Max Stackweight	Standard	120	0	156	42
Max Stackweight - Self-sustained	Standard	120	0	156	42
Empty Positions	High Cube	124	0	236	0
Max Stackweight	High Cube	116	0	156	42
Max Stackweight - Self-sustained	High Cube	116	0	156	42
<u>Reefer Hold</u>					
Empty Positions	Standard	36	6	78	0
Max Stackweight	Standard	36	6	78	0
Max Stackweight - Self-sustained	Standard	36	6	78	0
Empty Positions	High Cube	27	6	78	0
Max Stackweight - Self-sustained	High Cube	27	6	78	0

'Max Stackweight' and 'Max Stackweight - Self-sustained' are the number of laden containers that can be loaded basis the maximum stackweight, calculating 26 mt gross for a laden FEU and 14 mt gross for a laden TEU

Above figures are as per vessel's technical layout. Actual container intake is subject to master's approval and depending on stability, stackweight and visibility.



SANTA LUCIA

463,652 cbft / 5,140 sqm / 5,934 pallets

Standard Voyage Container Carrying Capacity

Nr of High Cube (9.5') Reefers 102
of which Selfsustained 102

'Standard Voyage' = voyage from Panama Canal to Rotterdam, with a full cargo of bananas in the holds and departing with full bunker tanks. Containers on this voyage are considered to weigh 26 mt gross.

Reefer Plugs

Nr. of electrical Reefer Plugs 135

Cargo Gear

2 Cranes x 40.0 mt
2 Cranes x 8.0 mt

- All speeds are 'about', all consumptions are 'about', basis clean hull, clean propeller and deep (minimum 7 x deepest draft), currentless water/sea with a temperature of maximum 28 degree Celcius.
- Descriptions are given basis maximum Beaufort 4, maximum 2 meters combined swell and wave height.
- Additional MGO may be used for starting/stopping engines and/or manouvring and/or in narrow and/or restricted waters and/or in extreme weather conditions.
- All auxiliary consumptions are based on maintaining cargo temperatures, during reduction period higher consumptions may be recorded.
- All descriptions exclude consumption for carried laden reefer containers. Depending on ao the make and/or type of container, maintenance state of the container, commodity in the container, ambient temperature, use of water cooling, stowage position: as indication an average additional fuel consumption of about 30 kg/container/24hrs when maintaining temperatures to be taken into account.
- Port consumptions are averages for vessel lying alongside berth. Manoevring consumptions are excluded.
- Auxiliary consumption up to 13 mt/day with all generators fully loaded.
- All Speeds are in knots and all consumptions are in metric tons per 24 hours.
- International and/or local regulations, such as but not limited to ECA's, may require use of other fuel grades than specified.
- Conditions are based on sailing with even keel, unless stated otherwise. Significant trim, especially large negative trim, may have negative impact on the performance.
- All consumption figures are based on ISO 8217 (latest revision) specification fuels with following minimum caloric values:
HFO: 40.600 kJ/kg
MGO 42.700 kJ/kg



SANTA LUCIA

463,652 cbft / 5,140 sqm / 5,934 pallets

Bunker Tank Capacities

	<u>Cbm (100%)</u>	<u>Cbm at max filling level*</u>	<u>mt**</u>
Bunkertanks dedicated for High Sulphur RMG380 (IFO380)	1,558	1,456	1,443
Total bunker capacity for RMG380 (IFO380)	1,558	1,456	1,443
Bunkertanks dedicated for Low Sulphur DMA (MGO)	151	144	122
Total bunker capacity for DMA (MGO)	151	144	122

*) Vessel shall not mix bunkers from different bunkerings in 1 bunker tank. This may reduce the actual bunker capacity.

**) Capacity in mt serve as indication only. Actual capacity in mt depending on the specific gravity and temperature of the supplied bunkers.

Vessel to be solely supplied with fuels as per ISO 8217:2010 or any subsequent amendment thereof. All supplied fuels shall be suitable to enable main propulsion and auxiliary machinery to operate efficiently and without harmful effects and in line with any national and/or international requirements. Fuels to be mineral based products and shall not contain waste lubricants (ULO), chemicals or any other harmful substances and shall be of homogenous and stable nature. Charterers to buy and arrange bunkers only from qualified suppliers and/or from majors and carry out their own quality checks as deemed necessary for their control.

Charterers warrant that whenever bunkers are ordered for the vessel, the order not to put a lien on the vessel and explicitly request "The Products shall not include waste chemicals, waste lubricants and/or other non-fuel components."

BIMCO Bunker Fuel Sulphur Content clause for Time Charter parties 2004 to apply.

If vessel is redelivered in an ECA area, Charterers warrant that vessel will be redelivered with sufficient bunkers suitable for consumption as per the requirements of the relevant ECA area to reach a port or place where suitable bunkers may be supplied.

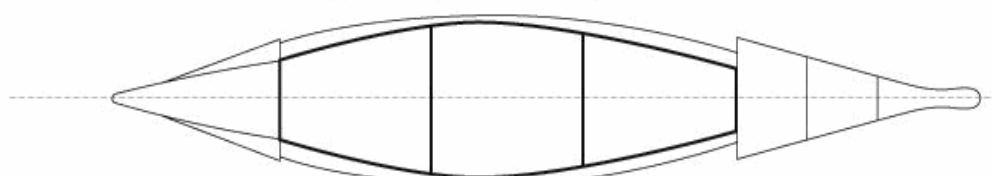
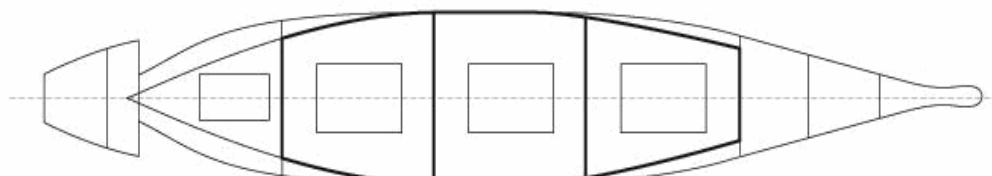
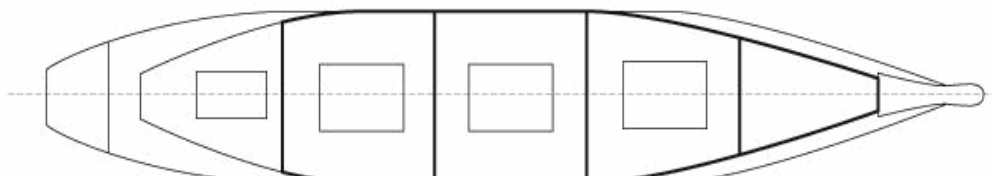
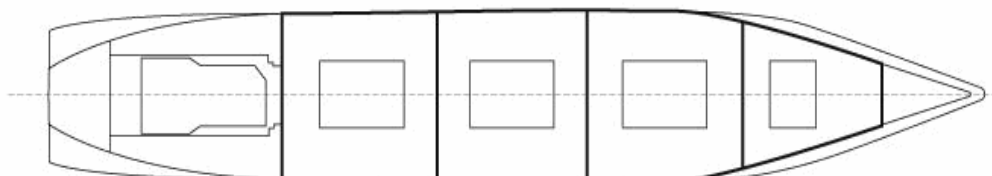
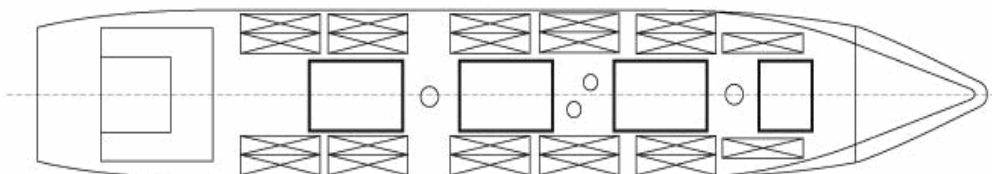
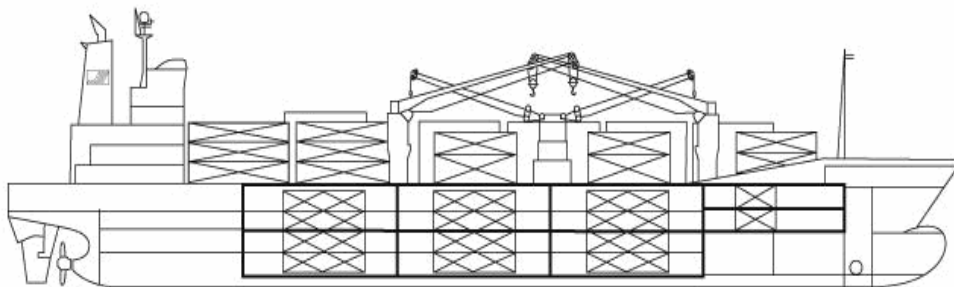
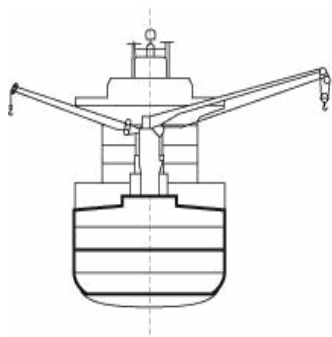
Vessel participates in fuel testing program. Samples are taken during each fuel from each supplied grade. Costs involved to be equally shared between Owners and Charterers. Vessel shall not consume any supplied fuel without having received full fuel analysis report confirming the fuel's quality.

It is Charterers obligation to make sure that fuels with sulphur content higher than 0.5% are either consumed or removed from the vessel at his cost prior 01 January 2020.



SANTA LUCIA

463,652 cbft / 5,140 sqm / 5,934 pallets



General Remarks

- Pallet Intake figures are indication only. The figures are based on a stowage factor of 1.32 pallet/sqm in reefer holds, full load of reefer containers based on the standard voyage with 20 pallets in each container

